

Worldwide Co-operation Success Together



**VND PLASTICO
PUMPS PVT. LTD.**



**VND PLASTICO
PUMPS PVT. LTD.**

199/2, G.I.D.C. Estate. B/h. Bank of Baroda,
Nandesari, Vadodara - 391 340.

Mob : +91 9426 761531

T/F : +91 265 2840787

Email : plasticopumps@gmail.com

Website : www.plasticopumps.com

www.vndplasticopumps.com

**PUMPING SOLUTIONS
THAT EMPOWER**

POWERING YOUR SUCCESS

Since its inception in 1995, Plastico Pump has stood as a pioneering force in the realm of pumping solutions. Guided by the leadership of **Managing Directors Dharmendra Patel and Nimesh Patel**, the company has solidified its reputation for technological prowess, quality assurance, and unwavering customer commitment.

Plastico's journey is underpinned by a team of experts proficient in various techniques employed in pump manufacturing. This expertise, coupled with state-of-the-art processes, empowers the company to craft pumps that are efficient, durable, and environmentally conscious.

With a global footprint and a resolute dedication to innovation, Plastico envisions a future where its cutting-edge pumping solutions propel industries forward, underlining a commitment to progress, precision, and customer satisfaction.

POWERING WITH QUALITY

Plastico Pump Manufacturing's mission is to deliver state-of-the-art pumping solutions that cater to diverse industries globally.

QUALITY ASSURANCE



Plastico's commitment to quality is evident in its adherence to DIN Standards for all manufactured pumps. Stringent quality control, aligned with ISO 9001:2015, underscores the company's dedication to precision, durability, and customer satisfaction.

COLLABORATIVE APPROACH

Customer and stakeholder feedback have been integral to our continuous enhancement of quality and standards. This input-driven approach has consistently driven us to refine our practices, resulting in elevated levels of excellence.

POWERING THE TECHNOLOGY

Our machinery lies at the core of our commitment to delivering pumps that set new benchmarks for quality. We have a state-of-the-art manufacturing and testing facility equipped with the latest technology for a wide range of processes that ensure best quality pumps.



- ▶ VTL Machines
- ▶ VMC Machines
- ▶ CNC Lathe Machines
- ▶ Balancing Machines
- ▶ Conventional Lathe Machines
- ▶ Drilling Machine
- ▶ Grinding Machine
- ▶ Lapping Machine
- ▶ Plasma Cutting Machine
- ▶ Welding Rectifiers
- ▶ Lifting & Handling Tools and Tackles
- ▶ Electronic Pump Testing Facility and More

POWERING YOUR TRUST

We believe in forging strong partnerships with our clients. Your success is our success, and we work closely with you to ensure your pumping needs are met with utmost care and diligence.



CENTRIFUGAL NON METALLIC LINED CHEMICAL PROCESS PUMP

VND PLASTICO
PUMPS PVT. LTD.

VND PLASTICO
PUMPS PVT. LTD.

Available in
PP/PPH/PPCP/PVDF/
FEP/PFA

Dimensional and design criteria of LINED pumps conform to
ISO 2858 / ISO 5199 / EN 22858.



APPLICATIONS

- Chemical processing industries, including petrochemicals, pharmaceuticals, and agrochemicals.
- Semiconductor manufacturing and electronics industries where ultra-pure fluids are required.
- Handling corrosive and aggressive chemicals in laboratories and research facilities.
- Acid and alkali transfer in industrial applications.
- Pharmaceutical production lines and biotechnology processes.
- Handling highly pure or ultra pure water in the semiconductor and electronics industry.

TECHNICAL DATA

Operating Frequency	50 HZ	60 HZ
Capacity [Q]	up to 210 m³/hr (925 US gpm)	1100 US gpm (250 m³/hr)
Head [h]	up to 100 m (328 ft)	400 ft (122m)
Motor Power [P]	up to 55 kw (75 hp)	120hp (90 kw)
Viscosity	up to 150m Pas (cp)	
Suction Lift	8m (26 ft) with priming chamber*	
Maximum Working Pressure	16 bar (232 psi)	
Maximum Specific Gravity [SG]	1.8 - 3	
Minimum Continuous Flow [MCF]	2.5 m³/hr (11 US gpm)	
Maximum Temperature	PVDF: 104°C (220°F), FEP: 180°C (356°F), PFA: 200°C (392°F)	
Suction & Delivery Connection	ANSI B 16.5- CLASS 150, ISO 2084, DIN 2501, BS 4504 - PN 16	
Shaft Seal	Single & Double Mechanical, Seals	
Bearings	Rolling Element Bearings	
Lubrication	Oil	

NOTE - Performance curve of particular model available on request.


FEATURES

- Robust construction with materials suitable for handling aggressive and corrosive fluids.
- Precision-machined components for enhanced efficiency and performance.
- Suitable for high-temperature applications (up to 200°C) due to the use of specialized thermoplastics.
- Excellent chemical resistance, ensuring compatibility with a wide range of aggressive fluids.
- Low maintenance and reliable operation, reducing downtime and operational costs.



CENTRIFUGAL CLOSED IMPELLER CHEMICAL PROCESS PUMPS

Available in
WCB (CAST STEEL) | CF8 (SS-304) | CF8M (SS-316) | CF3 (SS-304L) | CF3M (SS-316L)
CN7M (ALLOY-20) | CW12MW (HASTELLOY-C) | N12MV (HASTELLOY-B)
DUPLEX AND SUPER DUPLEX ALLOYS | CAST IRON



The Centrifugal Closed Impeller Chemical Process Pump is a high-performance, reliable, and versatile pump designed for handling a wide range of aggressive and corrosive chemicals in various industrial processes. Its closed impeller design ensures efficient fluid transfer while minimizing hydraulic losses, making it ideal for applications requiring smooth and precise flow

APPLICATIONS

- Chemical Processing Industries
- Industrial Plants
- Petrochemical and Oil Refineries
- Water Treatment Facilities
- Mining and Mineral Processing
- Food and Beverage Processing
- General Chemical Applications

Dimensional and design criteria of pumps conform to
ISO 2858 / ISO 5199 / EN 22858.

FEATURES

- Closed Impeller Design
- Chemical Compatibility
- Rugged Construction
- End Suction Configuration
- High Efficiency
- Versatility
- Smooth and Quiet Operation

TECHNICAL DATA


Operating Frequency		50 HZ	60 HZ
Capacity [Q]	up to	750 m³/hr	900 m³/hr
Head [H]	up to	120 m	140 m
Viscosity	up to	150 m Pas (cp)	
Suction Lift	up to	8 m (26 ft) with Priming Chamber	
Maximum Working Pressure		16 bar (232 psi)	
Maximum Specific Gravity		3	
Minimum Continuous Flow		2.5 m³/hr	
Maximum Temperature		-60°C [-76°F] to 300°C [572°F]	
Suction & Delivery Connection		ANSI B 16.5 - CLASS 150, ISO 2084, BS 4504 - PN 16, DN	
Shaft Seal		Single & Double Mechanical, Cartridge Seal , Special Seal	
Bearings		Rolling Element Bearing	

Note: Performance curve of particular model available on request.



CENTRIFUGAL OPEN IMPELLER ANSI CHEMICAL PROCESS PUMP

Available in
WCB (CAST STEEL) | CF8 (SS-304) | CF8M (SS-316) | CF3 (SS-304L) | CF3M (SS-316L) |
CN7M (ALLOY-20) | CW12MW (HASTELLOY-C) | N12MV (HASTELLOY-B)
DUPLEX AND SUPER DUPLEX ALLOYS



APPLICATIONS

- Chemical processing.
- Petrochemical industry.
- Pharmaceuticals.
- Water treatment.
- Pulp and paper industry.
- Mining.
- Food and beverage industry

FEATURES

- Open impeller design for handling solids and abrasives.
- Complies with ANSI standards for interchangeability.
- Suitable for corrosive chemicals.
- Robust construction for durability.
- Various seal options available.
- Back pull-out design for easy maintenance.

TECHNICAL DATA

Operating Frequency	50 HZ	60 HZ
Capacity [Q]	up to 1200 m³/hr	1500 m³/hr
Head [H]	up to 120 m	160 m
Viscosity	up to 150 m Pas (cp)	
Suction Lift	up to 8 m (26 ft) with Priming Chamber	
Maximum Working Pressure	16 bar (232 psi)	
Maximum Specific Gravity	3	
Minimum Continuous Flow	2.5 m³/hr	
Maximum Temperature	-60°C [-76°F] to 300°C [572°F]	
Suction & Delivery Connection	ANSI B 16.5 - CLASS 150, ISO 2084, BS 4504 - PN 16, DN	
Shaft Seal	Single & Double Mechanical, Cartridge Seal, Special Seal	
Bearings	Rolling Element Bearing	

CENTRIFUGAL NON METALLIC UHMWPE PUMP

Available in
UHMWPE – Ultra-High Molecular Weight Polyethylene (Special Grade)

UHMWPE pumps are specifically designed to handle aggressive fluids and abrasive materials, making them an excellent choice for various industrial applications where corrosion and abrasion resistance are critical.



FEATURES

- Ultra-High Molecular Weight Polyethylene (UHMWPE) Construction
- Corrosion Resistance
- Abrasion Resistance
- Lightweight
- High Mechanical Strength
- Non-Toxic and FDA Compliant
- Self-Lubricating
- Electrically Non-Conductive
- Quiet Operation

APPLICATIONS

- Chemical Transfer
- Wastewater Treatment
- Mining and Slurry Handling
- Food and Beverage
- Pharmaceuticals
- Water Treatment
- Electroplating
- Pickling Processes
- Battery Manufacturing
- Fume Scrubbing Systems


TECHNICAL DATA

Operating Frequency	50 HZ	60 HZ
Capacity [Q]	up to 210 m³/hr	250 m³/hr
Head [H]	up to 100 m	122 m
Viscosity	up to 150 m Pas (cp)	
Suction Lift	up to 8 m (26 ft) with Priming Chamber	
Maximum Working Pressure	16 bar (232 psi)	
Maximum Specific Gravity	3	
Minimum Continuous Flow	2.5 m³/hr	
Maximum Temperature	UHMWPE - 95 C	
Suction & Delivery Connection	ANSI B 16.5 - CLASS 150	
Shaft Seal	Single & Double Mechanical, Cartridge Seal, Special Seal	
Bearings	Rolling Element Bearing	

CENTRIFUGAL NON METALLIC POLYPROPYLENE PUMP

The semi-open impeller is widely recognized as the most suitable design for process services, particularly when handling liquids that are corrosive, erosive and contain solids and stringy materials.

Available in Polypropylene | PVDF



Polypropylene pumps are widely used in industries where corrosive and aggressive liquids need to be handled efficiently, making them a reliable choice for a broad range of applications.

APPLICATIONS

- Chemical Processing
- Water Treatment
- Metal Plating
- Petrochemical Industry
- Electroplating
- Fume Scrubbing Systems
- Pickling Processes
- Agricultural Applications
- Pharmaceuticals
- Food and Beverage Industry
- Effluent Treatment


FEATURES

- Excellent Resistance to Corrosion from a wide range of aggressive chemicals and solvents.
- Suitable for Handling Corrosive Fluids in various industrial applications.
- Lightweight Design makes it easy to handle and install.
- Low Maintenance Requirements, contributing to cost-effectiveness and reliability.
- High Mechanical Strength and Durability for demanding operating conditions.
- Thermal Stability allows for use in both hot and cold chemical transfer processes.
- Electrically Non-Conductive, making it safe for electrical environments.
- Can Handle Liquids containing Solids and Stringy Materials effectively.



TECHNICAL DATA


Operating Frequency		50 HZ	60 HZ
Capacity [Q]	up to	210 m³/hr	250 m³/hr
Head [H]	up to	100 m	122 m
Viscosity	up to	150 m Pas (cp)	
Suction Lift	up to	8 m (26 ft) with Priming Chamber	
Maximum Working Pressure		16 bar (232 psi)	
Maximum Specific Gravity		3	
Minimum Continuous Flow		2.5 m³/hr	
Maximum Temperature		PP - 70 C, PVDF 104 C	
Suction & Delivery Connection		ANSI B 16.5- CLASS 150	
Shaft Seal		Single & Double Mechanical, Cartridge Seal, Special Seal	
Bearings		Rolling Element Bearing	



AIR OPERATED DOUBLE DIAPHRAGM PUMP

VND PLASTICO PUMPS PVT. LTD.

Available in
Polypropylene | PVDF |
SS316 (IC Casting) | Aluminum



FEATURES

- Submersible • Self-priming • Portable
- Run-dry capable • No heat generation
- Field fixable • Run-dry capable
- Easy to install and maintain • Low cost
- Shear sensitive • Seal-less • Easy installation
- Easy to maintain • Longest MTBF
- Great suction lift • Portable
- Operational in extreme conditions • Efficient
- Abrasive handling • Reliable operation
- No VFD or electrician required



AVAILABLE RANGE OF SIZE

• 1/2" • 1" • 1.5" • 2"

ELECTRIC OPERATED DOUBLE DIAPHRAGM PUMP

VND PLASTICO PUMPS PVT. LTD.

Available in
Polypropylene | PVDF |
SS316 (IC Casting) | Aluminum



FEATURES

- Energy efficient electric drive reduces energy consumption up to 80% compared to traditional AODD Pumps.
- Seal-less diaphragm pump design eliminates leaking and failures due to run-dry pump conditions.
- Self-priming.

APPLICATIONS

- Chemicals-Acids, Alkalis, Alcohol, Solvents, Dyes & Intermediates.
- Food, Beverages, Cosmetics.
- Pulp, Paper, Adhesives, Resins.

AVAILABLE SIZE

• PP • PVDF • SS316 • ALUMINUM

DIAPHRAGM

PTFE • SENTOPRENE • BEOPRENE

NRV BALLS

PTFE • PU • NEOPRENE

MAX FLOW RATE: 500 Litre/Minute

MAX HEAD PRESSURE: 3 Kg/ cm²

CENTRIFUGAL NON METALLIC GLANDLESS SEALESS VERTICAL UHMWPE PUMP

Available in
UHMWPE – Ultra-High Molecular Weight Polyethylene (special Grade)



APPLICATIONS

- Scrubbers • Filter press
- Ejector systems • Effluent transfer
- Phosphoric acid plants
- Gas washing plants • Caustic soda plant

PRINCIPLE

- The vertical glandless pump in normal hydraulic terms does not differ from any conventional centrifugal pump
- The pump is designed in such a way that the liquid which normally try to pass through the point, where the impeller drive shaft enters the back plate (stuffing box) is diverted and returned as a controlled flow to the suction tank
- The need for any seal is eliminated by allowing the leakage liquid to escape through the Overflow connection of the Overflow Chamber
- The liquid entering suction flow around the impeller casing and leaves through the delivery under pressure. Between the annular gap of upper rotor casing and impeller some leakage liquid escapes to the Overflow Chamber
- The auxiliary impeller (expeller) prevents the leakage liquid going further up and canalizes it through out – lrt in the Chamber

FEATURES

- Efficient performance
- Reduced maintenance cost
- Longer working life

SPECIFICATION

- No maintenance is required as there is no shaft sealing arrangements
- Pump can run dry
- Effectively handles slurry
- If the pump discharge valve is partially or fully closed then it suffers no ill effect

TECHNICAL DATA

Operating Frequency	50 HZ	60 HZ
Capacity [Q]	up to 210 m³/hr	250 m³/hr
Head [H]	up to 100 m	122 m
Viscosity	up to 150 m Pas (cp)	
Suction Lift	up to 5 m with Foot Valve	
Maximum Working Pressure	16 bar (232 psi)	
Maximum Specific Gravity	3	
Minimum Continuous Flow	2.5 m³/hr	
Maximum Temperature	UHMWPE - 95 C	
Suction & Delivery Connection	ANSI B 16.5 - CLASS 150	
Shaft Seal	Sealless / Glandless	
Bearings	Rolling Element Bearing	



SOLID PVDF PUMP

VND PLASTICO
PUMPS PVT. LTD.

Available in
PVDF



FEATURES

- Robust construction with materials suitable for handling aggressive and corrosive fluids.
- Precision-machined components for enhanced efficiency and performance.
- Suitable for high-temperature applications (up to 104°C) due to the use of specialized thermoplastics.
- Excellent chemical resistance, ensuring compatibility with a wide range of aggressive fluids.
- Low maintenance and reliable operation, reducing downtime and operational costs.

TECHNICAL DATA


Operating Frequency	50 HZ
Capacity [Q]	up to 100 m³/hr
Head [H]	up to 70 m
Motor Power [P]	up to 30 kw (40 hp)
Viscosity	up to 150m Pas (cP)
Suction Lift	8m (26 ft) with Priming Chamber*
Maximum Working Pressure	16 bar (232 psi)
Maximum Specific Gravity [SG]	1.8 - 3
Minimum Continuous Flow [MCF]	2.5 m³/hr (11 US gpm)
Maximum Temperature	PVDF: 104°C
Suction & Delivery Connection	ANSI B 16.5- CLASS 150, ISO 2084, DIN 2501, BS 4504 - PN 16
Shaft Seal	Single & Double Mechanical, Seals
Bearings	Rolling Element Bearings
Lubrication	Oil

NOTE - Performance curve of particular model available on request.

MUD PUMP

VND PLASTICO
PUMPS PVT. LTD.

Available in
WCB (CAST STEEL) | CF8 (SS-304) | CF8M (SS-316) | CF3 (SS-304L) | CF3M (SS-316L) |
CN7M (ALLOY-20) | CW12MW (HASTELLOY-C) | N12MV (HASTELLOY-B)
DUPLEX AND SUPER DUPLEX ALLOYS



MODEL NO	SUC / DELSIZE (MM)	SOLID ALLOW-ABLE (MM)	HP (2900)	3	6	9	12	15	18	24	30	36	45	60	75	M3/HR
11/3	32X32	7.5	1	15.2	13.7	11.5	9.9									HEAD
				0.43	0.55	0.63	0.68									KW
11/4	40X40	12	1.5	16.3	15.2	14.2	13	11.6	10							HEAD
				0.68	0.71	0.75	0.79	0.84	0.9							KW
12B/5	50X50	10	2	20	19	17.8	16.5	15.4	14	10.2						HEAD
				1.1	1.12	1.16	1.21	1.29	1.36	1.49						KW
12/5	50X50	13	3		19.8	18.9	18	17.1	16.1	13.7	10.3					HEAD
					1.1	1.17	1.22	1.29	1.36	1.56	1.73					KW
12/6	65X65	20	5				19.2	18.5	18	16.7	15.5	14.4	12	4		HEAD
							1.58	1.6	1.66	1.79	1.97	2.15	2.45	2.65		KW
14/8	80X80	24	7.5					22.5	22	21	20.5	19.8	18.8	15	10.2	HEAD
								2.7	2.8	3	3.2	3.4	3.6	3.8	4.2	KW
16/3	32X32	6	3	32	28.5	24.3	19.2									HEAD
				1.25	1.41	1.56	1.73									KW
16/6	65X65	12	7.5				35	34.5	34	33	32	29	22.5			HEAD
							3.55	3.7	3.8	4.25	4.6	4.95	5.3			KW

VERTICAL IN LINE SELF PRIMING PUMP

Available in
WCB (CAST STEEL) | CF8 (SS-304) | CF8M (SS-316) | CF3 (SS-304L) | CF3M (SS-316L)
CN7M (ALLOY-20) | CW12MW (HASTELLOY-C) | N12MV (HASTELLOY-B)
DUPLEX AND SUPER DUPLEX ALLOYS

FEATURES

- Impeller designed for seamless transfer of clear fluids.
- Impeller floats for enhanced stability and reduced axial thrust.
- Capable of handling suction lifts between 3m to 5m.
- No requirement for a foot valve during installation.
- Can be mounted on tanks or away from them.
- Operates efficiently with low Net Positive Suction Head.
- Mechanical seal cooled and flushed by process fluid.
- Expertly handles solvents from barrels and tanks.
- Seal leakage easily detectable from priming chamber hole.

OPERATING RANGE

- 50 Hz Operation
- Flow Rates 1-40 m³/hr
- Delivery Heads Upto 45 m

Performance curve of particular model available on request.

Operating Temperatures : -60/+150 °C • Available With Trolley For Mobile Application

WARNING: Due to the pump's precise impeller and matching parts with close tolerances, it is recommended to install a mechanical seal and a strainer with a mesh size of 40 or smaller before the pump inlet. This precautionary measure prevents any welding debris from entering the pipeline, ensuring smooth operation during the initial run and preventing any potential bending of the impeller.



HORIZONTAL SELF PRIMING PUMP

Available in
WCB (CAST STEEL) | CF8 (SS-304) | CF8M (SS-316) | CF3 (SS-304L) | CF3M (SS-316L)
CN7M (ALLOY-20) | CW12MW (HASTELLOY-C) | N12MV (HASTELLOY-B)
DUPLEX AND SUPER DUPLEX ALLOYS

FEATURES


- Fully open Turbine type impeller for clear fluid transfer
- Floating impeller
- Different mechanical seal options available
- Can take suction lift from 3m to 5m.
- No foot valve required.
- Requires very less space at site
- Low NPSH required
- Low overhang shaft arrangement giving minimum deflection at the seal faces
- Mechanical seal is cooled and flushed by process fluid itself.
- Excellent for handling solvents from barrels and from tank farms to the charging vessels

OPERATING RANGE

- Delivery Heads Upto 120 m
- 50 Hz Operation
- Flow Rates 1-20 m³/hr

Performance curve of particular model available on request.

- Operating Temperatures : -60/+150 °C
- Available With Trolley For Mobile Application



WARNING: Due to the pump's precise impeller and matching parts with close tolerances, it is recommended to install a mechanical seal and a strainer with a mesh size of 40 or smaller before the pump inlet.

VERTICAL LONG SHAFT SUMP PUMP

Available in
WCB (CAST STEEL) | CF8 (SS-304) | CF8M (SS-316) | CF3 (SS-304L) | CF3M (SS-316L) |
CN7M (ALLOY-20) | CW12MW (HASTELLOY-C) | N12MV (HASTELLOY-B)
DUPLEX AND SUPER DUPLEX ALLOYS



APPLICATIONS

- Chemical Processing
- Water Treatment
- Metal Plating
- Petrochemical Industry
- Electroplating
- Fume Scrubbing Systems
- Pickling Processes
- Agricultural Applications
- Pharmaceuticals
- Food and Beverage Industry
- Effluent Treatment

FEATURES

- Designed to meet specific lengths & application requirements.
- Base plate designed to meet exiting support arrangements.
- Standardized & modular design.
- Standard shaft sealing by oil seal, mechanical seal or stuffing box packing.
- Connects the pump casing with the base plate.
- Column pipe protects the shaft.
- Supports the eventual intermediate bush bearings.
- Suction strainers, simple mounting & self priming.
- Optimized hydraulic performance.
- Compact design using less floor space.
- Close / Semi open impeller.
- Easy maintenance, replaceable parts.
- Heavy duty shaft, sleeve & bearings.

FILTER PRESS SLURRY PUMP

Available in
WCB (CAST STEEL) | CF8 (SS-304) | CF8M (SS-316) | CF3 (SS-304L) | CF3M (SS-316L) |
CN7M (ALLOY-20) | CW12MW (HASTELLOY-C) | N12MV (HASTELLOY-B)
DUPLEX AND SUPER DUPLEX ALLOYS



SINGLE STAGE SEMI OPEN IMPELLER

- Special design for filter press application.
- Reduce gland leakage.
- Heavy duty shaft, sleeve & bearings.
- Noise & maintenance free.
- Long life due to replaceable wearing parts.
- High efficiency low power consumption.
- Grease / oil lubricant bearings.
- Only positive (+V) suction head.
- Suitable with V-belt drive or direct coupled with a motor

FILTER PRESS FEEDING

- ETP, STP & Waste Water treatment plant.
- EVA-operator, Scrubber application.
- Slurry transfer.
- Dyes & Intermediates, Steel Rolling mills.
- Pulp & Paper, Sugar, Salt, Starch industries.
- Zink & Copper plant.
- Ceramic, General industrial services etc.....

TECHNICAL DATA

CAPACITY	HEAD	SIZE	SPEED	PRESSURE
Up to 40 m3 / hr	120 M	25 mm to 80 mm	Up to 3000 R.P.M	Up to 12kg. /cm2

SS MAGNETIC DRIVE CHEMICAL PROCESS CLOSE COUPLED PUMP

Available in
CF8M (SS-316) | CF3 (SS-304L) | CF3M (SS-316L) | CN7M (ALLOY-20) |
CW12MW (HASTELLOY-C) | N12MV (HASTELLOY-B)
DUPLEX AND SUPER DUPLEX ALLOYS

FEATURES

- Single Stage, Horizontal Centrifugal Pump.
- Hydraulic Performance and Dimensions according to DIN EN ISO 2858
- Technical design based on DIN EN ISO 15783
- Permanent Magnet Drive
- Maintenance Free
- Separation of Liquid Chamber to Atmosphere by Means of Isolation Shell
- Slipless Power Transfer
- Materials: Steel, Stainless Steel, Nickel Based Materials
- Close Coupled Block Design
- Hydraulically balanced impeller for minimum bearing loads
- Product-Lubricated Journal Bearings; made of Silicon Carbide (SSiC) or Customized Materials

APPLICATION

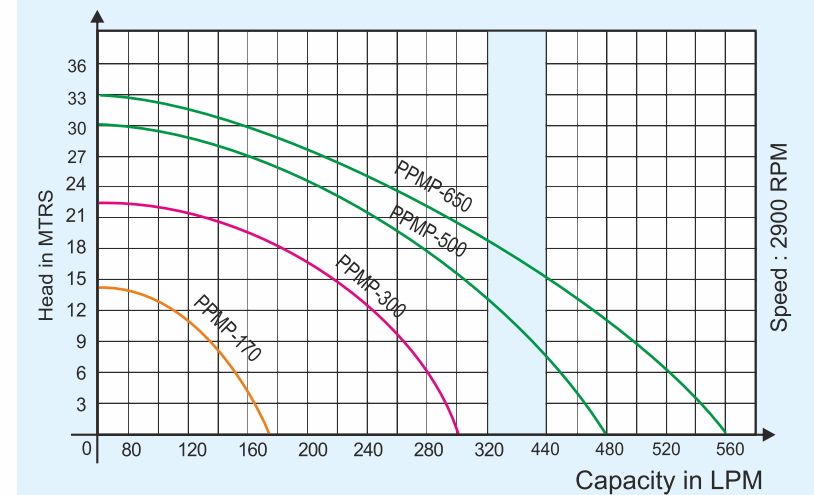
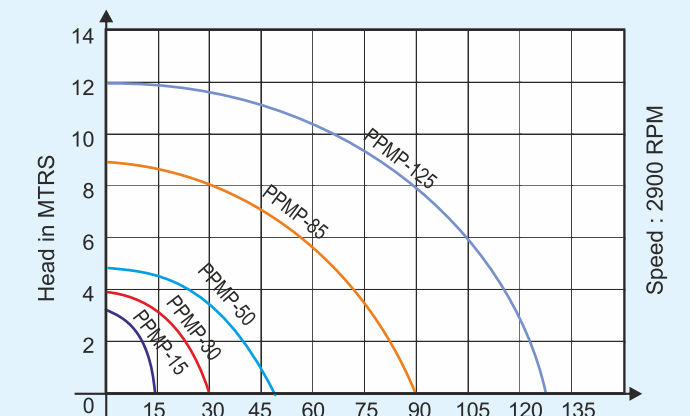
- Chemical processing
- Petrochemical industry
- Pharmaceuticals
- Water treatment
- Pulp and paper industry
- Mining
- Food and beverage industry



POLYPROPYLENE MAGNETIC PUMP



PERFORMANCE CURVES



SPECIFICATIONS

PUMP MODEL	IN / OUT SIZE	Max. Capacity LPM	Max. Head Mtrs	Motor HP	Full Load Current	Phase	Sp. Gr. Limit	Weight Kgs
PPMP-15	14 MM	15	2.5	0.10	0.15 Amps	Single	1.1	3
PPMP-30	18 MM	30	4	0.16	0.20 Amps	Single	1.1	3.5
PPMP-50	20 MM	50	5	0.25	0.50 Amps	Single	1.2	5
PPMP-85	26 MM	85	9	0.50	1.00 Amps	Single / Three	1.2	8
PPMP-125	26 MM	125	12	0.75	1.25 Amps	Single / Three	1.3	10
PPMP-170	1" BSP	170	14	1.0	1.70 Amps	Three	1.3	12
PPMP-300	1 1/2" x 1 1/2"	300	22	1.5	2.40 Amps	Three	1.4	16

Note : Performance applicable to liquid of specific gravity 1 and viscosity as of water.

THERMIC FLUID HOT OIL PUMP

VND has manufactured heavy-duty Air Cooled Pumps for high-temperature applications. It is cost-effective with specially designed fins for natural convection.

To drop the pressure on the sealing and to balance axial thrust, the impellers have back radial blades. There is a thermal resistant soft

packing seal behind the impeller. It slows down the leakage and prevents the pumping to be stopped if there is mechanical seal damage.

Air cooled pump designed by VND represent the highest quality and most effective air cooled industrial pump in the market



RANGE

Capacity -Q-	: up to 300 m³/hr
Head	: up to 150 MLC
Pump Size - DN	: 25 mm to 300 mm
Speed - N -	: 1450 / 2900 rpm at 50 Hz & 3500 rpm at 60 Hz
Temperature	: up to +350 OC max.

Standard motor insulation and bearing

- Discharge flange is at top and radial
- Low maintenance
- Heat resistant mechanical seal.

APPLICATIONS

- Construction Industries • Plastic Industries • Rubber Industries
- Paper and Pulp Industries • Edible Oils Chemical Industries • Petro-Chemical Industries
- Textile Industries • Food Industries Sugar Industries • Pharmaceutical Industries

MECHANICAL SEAL

SINGLE COIL SPRING

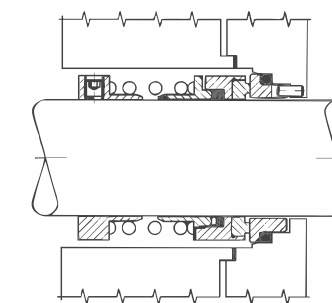
Features : Unbalance Pusher Seal. Inside mounted Helical single coil spring mechanical seal. Secondary as "O" ring and "V" packing as. Independent direction of rotation.

Materials

Seal Ring Faces	: Carbon, SiC and TC
Seat Faces	: NIR, Ceramic, SiC and TC
Elastomer	: Viton, PTFE, GFT, TTV
	EPDM, NBR, Buna-N MOC
SS 316 / Alloy-20	

Operating Capabilities

Shaft Dia	: 10 mm to 100 mm
Pressure	: Up to 10 bar
Temperature	: -20°C to 150° C
Speed	: 3000 r.p.m



MULTI SPRING

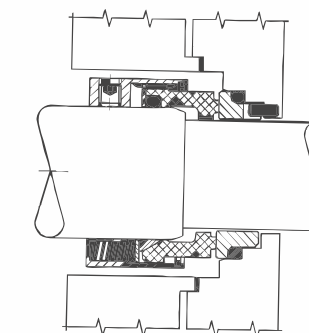
Features : Balance Pusher Seal. Inside mounted multi spring type mechanical seal. Secondary seal as "O" ring and PTFE wedge as dual directional design.

Materials

Seal Ring Faces	: Carbon, SiC and TC
Seat Faces	: Ceramic, SiC and TC Elastomer
:	Viton, PTFE, GFT, EPDM
	NBR, Buna-N & FFKM
MOC	: SS-316 / Alloy - 20

Operating Capabilities

Shaft Dia	: 10 mm to 100 mm
Pressure	: Up to 20 bar
Temperature	: -20°C to 260° C
Speed	: 3000 r.p.m



PTFE BELLOW WITH REPLACEABLE FACE

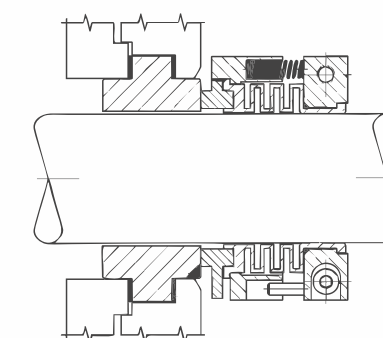
Features : Outside mounted seal with Replaceable face. Hydraulically balanced PTFE bellow mechanical seal. Independent direction of rotation. Dual directional multi spring design.

Materials

Seal Ring Faces	: GET, Carbon, SiC
Seat Faces	: Ceramic, SiC
Elastomer	: PTFE & GFT
MOC	: SS 316, Hast-C and Alloy-20
Bellow MOC	: PTFE+GFT Composite

Operating Capabilities

Shaft Dia	: 10 mm to 100 mm
Pressure	: Up to 10 bar
Temperature	: -20°C to 150° C
Speed	: 3000 r.p.m



MECHANICAL SEAL

METAL BELLOW

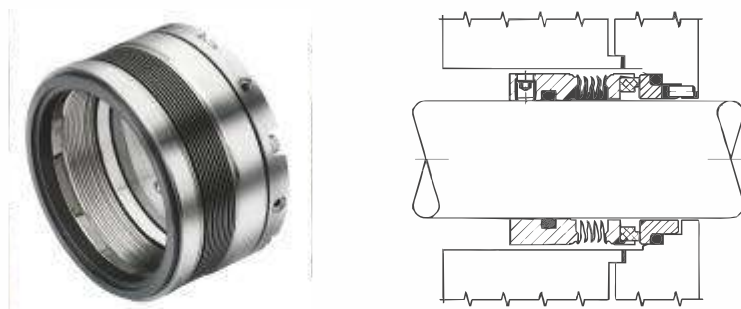
Features: Single acting. Dual directional design. Inside Mounted seal. Inherently balance metal bellow Mechanical seal. Independents direction of rotation.

Materials

Seal Ring Faces	: Carbon, SiC and TC
Seat Faces	: TC and SiC
Elastomer	: Flexible Graphite End Fitting
MOC	: SS-316, Hast-C and Carpenter 42
Bellow MOC	: Hast-C, AM 350 Inconel

Operating Capabilities

Shaft Dia	: 25 mm to 70 mm
Pressure	: Up to 25 bar
Temperature	: -70°C to 350° C
Speed	: 3000 r.p.m



DOUBLE SEMI CARTRIDGE WITH BACK PLATE

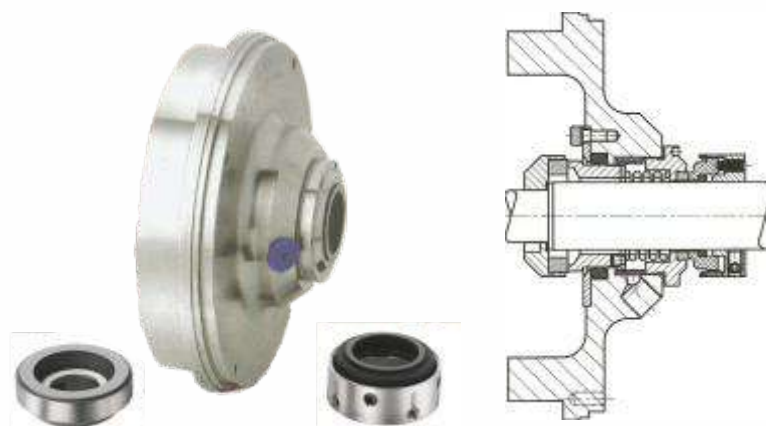
Features: Double Semi-Cartridge mechanical seal, Slurry seal upto 60% due to it's specially design of stuffing box. Inside mounted seal. Balanced seal.

Materials

Seal Ring Faces	: SiC, Carbon and TC
Seat Faces	: SiC and TC
Elastomer	: Viton, TTV, FEP and FFKM
MOC	: SS - 316 / Change of MOC on Request.

Operating Capabilities

Shaft Dia	: 20 mm to 80 mm
Pressure	: Full Vacuum to 8 bar
Temperature	: -30°C to 260° C
Speed	: 3000 r.p.m



PTFE BELLOW


Features : Outside mounted seal. Hydraulically balanced PTFE bellow mechanical seal. Independent direction of rotation. Dual directional multi spring design.

Materials

Seal Ring Faces	: GFT, CFT and SiC
Seat Faces	: Ceramic, SiC
Elastomer	: PTFE & GFT
MOC	: SS 316, Hast-C and Alloy-20
Bellow MOC	: PTFE + GFT Composite

Operating Capabilities

Shaft Dia	: 16 mm to 80 mm
Pressure	: Up to 5 bar
Temperature	: -30°C to 110° C
Speed	: 3000 r.p.m



MECHANICAL SEAL

DOUBLE SEMI CARTRIDGE


Features: Double Semi - Cartridge mechanical seal. Dual directional design. Slurry seal up to 20 % Inside mounted seal. Balanced Seal.

Materials

Seal Ring Faces	: Carbon, SiC and TC
Seat Faces	: TC and SiC
Elastomer	: Viton, TTV, FEP and FFKM
MOC	: SS 316, change of MOC on request

Operating Capabilities

Shaft Dia	: 20 mm to 80 mm
Pressure	: Full Vacuum to 8 bar
Temperature	: -30°C to 260° C
Speed	: 3000 r.p.m



SINGLE SPRING

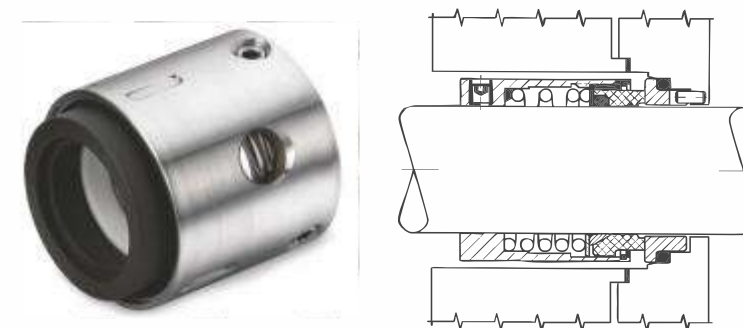
Features: Unbalance Pusher seal. Inside mounted Helical single coil spring mechanical seal. Secondary seal as "O" ring and PTFE Wedge. Independent direction of rotation.

Materials

Seal Ring Faces	: Carbon, GFT, SiC and TC
Seat Faces	: Ceramic, SiC and TC
Elastomer	: Viton, PTFE, EPDM, NBR, Buna-N
MOC	: SS-316

Operating Capabilities

Shaft Dia	: 10 mm to 100mm
Pressure	: Up to 8 bar
Temperature	: -20°C to 200° C
Speed	: 3000 r.p.m



SINGLE CARTRIDGE

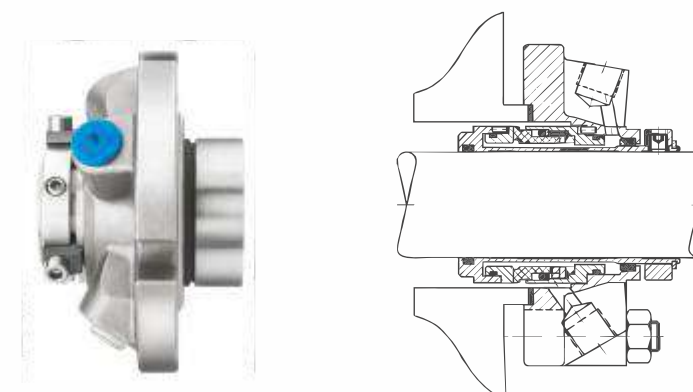
Features: Single cartridge balanced mechanical seal. Dual directional design. Non Clogging wave spring design. Inside mounted seal. Unitized, easy-to fit design.

Materials

Seal Ring Faces	: TC and SiC
Seat Faces	: SiC and TC
Elastomer	: Viton, PTFE, FEP and FFKM
MOC	: SS-316, Change of MOC on request.

Operating Capabilities

Shaft Dia	: 25 mm to 100 mm
Pressure	: Up to 18 bar
Temperature	: -30°C to 260° C
Speed	: 3000 r.p.m



CUSTOMER LIST

VND PLASTICO PUMPS PVT. LTD.



CUSTOMER LIST

VND PLASTICO PUMPS PVT. LTD.

